



## Motor Run Capacitor

MotorCap

**Series/Type:** B32314-A

Date: June 2011

Version: 10

**Construction**

- Dielectric: polypropylene film
- Plastic case
- Epoxi or Polyurethane resin

**Features**

- Self-healing properties
- P0 safety class to IEC 60252-1 2001-02
- Low dissipation factor
- High insulation resistance

**Typical applications**

- For general sine wave applications, mainly as motor run capacitor.

**Terminals**


- Insulated Stranded Copper wire – 20 AWG



Illustrative picture

**Technical data and specifications**

Standard	IEC 60252-1 2001-02 / EN 60252 2001
Rated capacitance $C_n$	According to dimensions table
Tolerance	±5%, ±10%
Rated voltage $U_n$	According to dimensions table
Rated frequency $f_n$	50.. 60 Hz
Life expectancy to IEC 60252-1 2001-02	10.000 h ( Class B )
Safety class to IEC 60252-1 2001-02	P0
<b>Maximum ratings</b>	
Maximum permissible voltage $U_{max}$	1.1 x $U_N$ ( $U_N$ : rated voltage)
Maximum permissible current $I_{max}$	1.3 x $I_N$ ( $I_N$ : rated current)
<b>Test data</b>	
AC test voltage terminal to terminal $U_{TT}$	2 x $U_N$ , 2 s
Insulation voltage terminals to case	2000 VAC, 2s
Insulation resistance $R_{IS}$ time constant at 20°C	3000s
Rel. Humidity ≤ 65 °C (minimum value)	
Dissipation factor $\tan\delta$ at 20 °C	≤ 1,0 x 10 <sup>-3</sup> (120 Hz)
Maximum rate of voltage rises $dv/dt_{max}$	10 V/μs
<b>Climatic data</b>	
Climatic category	25/085/21 - in accordance with IEC 60068-1
Lower category $T_{min}$	-25
Upper category $T_{max}$	+85
Damp heat test $t_{test}$	21 days

<b>Compatibility to RoHS</b>	
Compliance to directive 2002/95/EC	

*Note:*

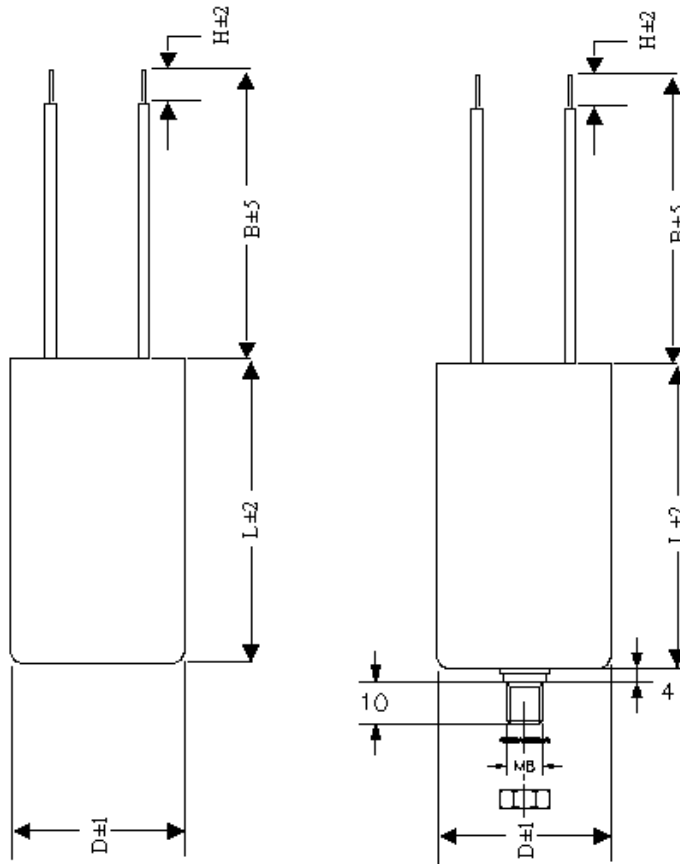
- 1) It should be noted that presence of harmonics produces over voltage & over current on capacitors. Resonance may cause serious damage to installation if a significant level of total harmonic distortion level exists for voltage or current. In such cases, series reactors must be considered.
- 2) Operating temperature class: In accordance with the reference standards, these temperatures are those measured on the surface on the capacitor

Approved Marks



EN60252

Class B for 250V (4 ~ 60uF)







**Dimensional drawings**


H<sub>standard</sub> = 15mm\* (\* Please consult)

All dimensions are in mm.

**Marking**

	Cap $\mu$ F $\pm$ Tol%	P 0
	25 / 85 / 21	
	B 3 2 3 1 4 - X 1 X X X - J X X X	
250 Vac	mm d d h h	
B 	50 / 60 Hz	
M K P #	m 1 . Y Y . G	

Marking for capacitor with voltage 250V

	Cap $\mu$ F $\pm$ Tol%	# B P 0
	50 / 60 Hz	
	Tensão Vac	
	B 3 2 3 1 4 - A X X X X - J X X X	
mm . d d . h h	mm . y y . C	25 / 85 / 21
I E C 6 0 2 5 2		MOTORCAP

Marking capacitors with voltage greater than 250V

Ordering codes

$U_n$ Vac	$C_n$ $\mu\text{F}$	Case dimensions without bolt D x L (mm)	Case dimensions With M8 bolt D x L (mm)	Ordering code
250	4	25 x 36	25 x 56	B32314-A1405-+0\$*
	5	25 x 47	25 x 56	B32314-A1505-+0\$*
	6	25 x 47	25 x 56	B32314-A1605-+0\$*
	7	25 x 47	25 x 56	B32314-A1705-+0\$*
	8	25 x 47	25 x 56	B32314-A1805-+0\$*
	8,5	25 x 47	25 x 56	B32314-A1855-+0\$*
	9	25 x 47	25 x 56	B32314-A1905-+0\$*
	10	25 x 47	25 x 56	B32314-A1106-+0\$*
	11	26 x 47	30 x 59	B32314-A1116-+0\$*
	12	26 x 47	30 x 59	B32314-A1126-+0\$*
	13	26 x 47	30 x 59	B32314-A1136-+0\$*
	14	30 x 50	30 x 59	B32314-A1146-+0\$*
	15	30 x 50	30 x 59	B32314-A1156-+1\$*
	16	30 x 50	30 x 59	B32314-A1166-+0\$*
	18	30 x 50	30 x 59	B32314-A1186-+0\$*
	20	32 x 50	35 x 56	B32314-A1206-+0\$*
	22	35 x 50	35 x 56	B32314-A1226-+0\$*
	25	35 x 50	35 x 56	B32314-A1256-+1\$*
	30	40 x 50	40 x 70	B32314-A1306-+0\$*
	32	40 x 50	40 x 70	B32314-A1326-+0\$*
	33,1	40 x 63	40 x 70	B32314-A1336-+1\$*
	35	40 x 63	40 x 70	B32314-A1356-+0\$*
	36	40 x 63	40 x 70	B32314-A1366-+0\$*
	40	40 x 62	40 x 70	B32314-A1406-+2\$*
44	40 x 62	40 x 70	B32314-A1446-+2\$*	
45	40 x 62	40 x 70	B32314-A1456-+0\$*	
50	40 x 62	40 x 70	B32314-A1506-+0\$*	
60	40 x 96	40 x 96	B32314-A1606-+0\$*	
380	4	25 x 47	25 x 56	B32314-A3405-+0\$*
	5,5	26 x 47	30 x 59	B32314-A3555-+0\$*
400	2	25 x 36	25 x 56	B32314-A4205-+0\$*
	2,5	25 x 36	25 x 56	B32314-A4255-+0\$*
	3	25 x 36	25 x 56	B32314-A4305-+0\$*
	4	25 x 47	25 x 56	B32314-A4405-+0\$*
	5	26 x 47	30 x 59	B32314-A4505-+0\$*
	8	30 x 50	30 x 59	B32314-A4805-+0\$*
	8,5	32 x 50	35 x 56	B32314-A4855-+0\$*
	10	35 x 50	35 x 56	B32314-A4106-+1\$*
	12	35 x 50	35 x 56	B32314-A4126-+2\$*
	15	40 x 50	40 x 70	B32314-A4156-+2\$*
	16	40 x 50	40 x 70	B32314-A4166-+2\$*
	18	40 x 63	40 x 70	B32314-A4186-+1\$*
	20	40 x 63	40 x 70	B32314-A4206-+1\$*
	25	45 x 69	45 x 69	B32314-A4256-+1\$*
	30	45 x 69	40 x 96	B32314-A4306-+1\$*
	35	45 x 94	45 x 94	B32314-A4356-+1\$*
	40	45 x 94	45 x 94	B32314-A4406-+1\$*
	45	50 x 94	50 x 94	B32314-A4456-+1\$*
	50	50 x 94	50 x 94	B32314-A4506-+1\$*
75	50 x 118	50 x 118	B32314-A4756-+1\$*	
440	3,6	25 x 47	25 x 56	B32314-A5365-+0\$*
	4	30 x 50	30 x 59	B32314-A5405-+0\$*
	5	30 x 50	30 x 59	B32314-A5505-+0\$*
	5,2	30 x 50	30 x 59	B32314-A5525-+0\$*
	6	32 x 50	35 x 56	B32314-A5605-+0\$*
	8	35 x 49	35 x 59	B32314-A5805-+1\$*
	12	40 x 63	40 x 63	B32314-A5126-+1\$*
	15	40 x 63	40 x 63	B32314-A5156-+1\$*
	25	45 x 96	45 x 96	B32314-A5256-+1\$*

**Notes for Ordering Code:**

**1) + Replace for tolerance on capacitance**

- J -  $\pm 5\%$
- K -  $\pm 10\%$

**2) \$ Replace for construction**

- 1 – Plastic case
- 3 – Plastic case with stud

**3) \* Replace for wire lengths (b)**

- 1, ( 2 - with resistor ) - 65mm
- 3, ( 4 - with resistor ) - 100mm
- 5, ( 6 - with resistor ) - 150mm
- 7, ( 8 - with resistor ) - 200mm
- 9, ( 0 - with resistor ) -250mm

**5) Packing Units:**

For packaging units please consult.

### Cautions and warnings

⚠ Please read information about AC Motor Run Capacitors and cautions as well as applications, warning installation and maintenance instructions (Application warning installation and Maintenance Instructions for AC Motor Run Capacitors, available in the Internet) to ensure optimum performance and prevent products from failing, and in worst case, bursting and fire. Information given in the data sheet reflects typical specifications. You are kindly requested to approve our product specifications or request our approval for your specification before ordering.

The following applies to all products named in this publication:

1. Some parts of this publication contain **statements about the suitability of our products for certain areas of application**. These statements are based on our knowledge of typical requirements that are often placed on our products in the areas of application concerned. We nevertheless expressly point out **that such statements cannot be regarded as binding statements about the suitability of our products for a particular customer application**. As a rule, EPCOS is either unfamiliar with individual customer applications or less familiar with them than the customers themselves. For these reasons, it is always ultimately incumbent on the customer to check and decide whether an EPCOS product with the properties described in the product specification is suitable for use in a particular customer application.
2. We also point out that **in individual cases, a malfunction of passive electronic components or failure before the end of their usual service life cannot be completely ruled out in the current state of the art, even if they are operated as specified**. In customer applications requiring a very high level of operational safety and especially in customer applications in which the malfunction or failure of a passive electronic component could endanger human life or health (e.g. in accident prevention or lifesaving systems), it must therefore be ensured by means of suitable design of the customer application or other action taken by the customer (e.g. installation of protective circuitry or redundancy) that no injury or damage is sustained by third parties in the event of malfunction or failure of a passive electronic component.
3. **The warnings, cautions and product specific notes must be observed.**
4. In order to satisfy certain technical requirements, **some of the products described in this publication may contain substances subject to restrictions in certain jurisdictions (e.g. because they are classed as “hazardous”)**. Useful information on this will be found in our Material Data Sheets on the Internet ([www.epcos.com/material](http://www.epcos.com/material)). Should you have any more detailed questions, please contact our sales offices.
5. We constantly strive to improve our products. Consequently, **the products described in this publication may change from time to time**. The same is true of the corresponding product specifications. Please check therefore to what extent product descriptions and specifications contained in this publication are still applicable before or when you place an order.  
We also **reserve the right to discontinue production and delivery of products**. Consequently, we cannot guarantee that all products named in this publication will always be available.
6. Unless otherwise agreed in individual contracts, **all orders are subject to the current version of the “General Terms of Delivery for Products and Services in the Electrical Industry” published by the German Electrical and Electronics Industry Association (ZVEI)**.
7. The trade names EPCOS, CeraDiode, CSSP, PhaseCap, PhaseMod, SIFI, SIKOREL, SilverCap, SIMID, SIOV, SIP5D, SIP5K, MotorCap, TOPcap, UltraCap, WindCap are **trademarks registered or pending** in Europe and in other countries. Further information will be found on the Internet at [www.epcos.com/trademarks](http://www.epcos.com/trademarks).